

Riset empiris bidang Ekonomi Islam

3 Nov 2017 - Auwalin

Definisi Empiris

- **1:** originating in or based on observation or experience <*empirical* data>
- **2:** relying on experience or observation alone often without due regard for system and theory <an *empirical* basis for the theory>

www.merriam-webster.com/dictionary/

Contoh studi empiris ekonomi Islam

Dipublikasikan di jurnal ranking 1 untuk bidang Ekonomi

Campante, F. and D. Yanagizawa-Drott (2015). "Does Religion Affect Economic Growth and Happiness? Evidence from Ramadan." The Quarterly Journal of Economics **130**(2): 615-658.

We study the economic effects of religious practices in the context of the observance of Ramadan fasting, one of the central tenets of Islam.

To establish causality, we exploit variation in the length of daily fasting due to the interaction between the rotating Islamic calendar and a country's latitude.

We report two key, quantitatively meaningful results: (i) longer Ramadan fasting has a negative effect on output growth in Muslim countries, and (ii) it increases subjective well-being among Muslims.

We find evidence that these patterns are consistent with a standard club good explanation for the emergence of costly religious practices: increased strictness of fasting screens out the less committed members, while the more committed respond with an increase in their relative levels of participation.

Together, our results underscore that religious practices can affect individual behavior and beliefs in ways that have negative implications for economic performance, but that nevertheless increase subjective well-being among followers.

Clingingsmith, D., et al. (2009). "Estimating the Impact of The Hajj: Religion and Tolerance in Islam's Global Gathering." The Quarterly Journal of Economics 124(3): 1133-1170.

We estimate the impact on pilgrims of performing the Hajj pilgrimage to Mecca.

Our method compares successful and unsuccessful applicants in a lottery used by Pakistan to allocate Hajj visas.

Pilgrim accounts stress that the Hajj leads to a feeling of unity with fellow Muslims, but outsiders have sometimes feared that this could be accompanied by antipathy toward non-Muslims.

We find that participation in the Hajj increases observance of global Islamic practices, such as prayer and fasting, while decreasing participation in localized practices and beliefs, such as the use of amulets and dowry.

It increases belief in equality and harmony among ethnic groups and Islamic sects and leads to more favorable attitudes toward women, including greater acceptance of female education and employment.

Increased unity within the Islamic world is not accompanied by antipathy toward non-Muslims.

Instead, Hajjis show increased belief in peace, and in equality and harmony among adherents of different religions.

The evidence suggests that these changes are likely due to exposure to and interaction with Hajjis from around the world, rather than to a changed social role of pilgrims upon return.

Apa yang perlu dipersiapkan?

- Ide penelitian!
- Mengetahui dasar teori ekonomi yang melandasi serta penelitian sebelumnya yang relevan
- Mengetahui metode analisis untuk studi empiris (terutama regresi)
- Mampu menggunakan perangkat lunak analisis statistik dan ekonometrika: SPSS, Eviews (data time series), gretl (open source, gratis), stata, dll.
- Akses data
- Ketekunan dan ketelatenan dalam mengolah dan menganalisis data
- Konsistensi dalam menuliskan penelitian

What Is a Good Idea?

- Pada umumnya, penelitian atau paper memiliki ide yang menarik jika:
 1. Melakukan analisis pertanyaan yang belum dibahas di literature sebelumnya.
 2. Pertanyaan tersebut menyangkut hal penting.
 3. Jika membahas pertanyaan yang telah dibahas sebelumnya, maka sebaiknya (i) membahas dan melakukan analisis secara sangat baik, dan (ii) pertanyaan tersebut menyangkut hal yang penting.

Ide Penelitian

- **MEMBACA** → paper, artikel, laporan penelitian, data, fenomena di sekitar kita, dll.

“Can I be blunt on this subject? If you don't have time to read, you don't have the time (or the tools) to write. Simple as that.”

“The more you read, the less apt you are to make a fool of yourself with your pen or word processor.”

— Stephen King, *On Writing: A Memoir of the Craft*

Membaca paper, artikel, laporan penelitian, dll.

Mencari ide: Publikasi IRTI IDB

- Website: <http://www.irti.org/English/Pages/Publications.aspx>
- Berisi berbagai publikasi riset IRTI IDB.
- Banyak artikel yang bisa diakses secara langsung secara gratis.



User Name

Password

Log In

Remember me next time. [Forgot Password](#) [Sign Up](#)

Search...

- Home
- About IRTI
- Research
- Advisory
- Training
- Publications
- Awards
- Media Center
- Events
- News

IRTI > Home > Publications

Go To Cart 0

Browse By

Categories


- > Annual Reports
- > Books & Proceedings
- > IRTI Journals
- > Knowledge Review
- > Lectures
- > Reports
- > Working Papers

Subjects

- > Awqaf
- > Corporate Governance
- > Halal Industry
- > Islamic Banking
- > Islamic Capital Markets
- > Islamic Economics
- > Islamic Finance
- > Islamic Micro-Finance
- > Managment & leaderships
- > Risk Managment
- > Shari'ah
- > Sukuk
- > Takaful
- > Zakah

Languages

--select--



Name **Intra-trade in OIC**

Author :

Abdelrahman Elzahi Saaid Ali, Abdul Ghafar Ismail, Rosylin Mohd. Yusof, Nor Hayati Ahmad

★★★★☆

Format : eBook

Price \$ 5

[Add to Cart](#)



Name **Towards 2030 - Exploring the Alignment of the Islamic Development Bank's 10-Year Strategy and the Sustainable Development Goals**

Author :Islamic Development Bank ★★★★★

Format : eBook

Free

[Download](#)



Name **Islamic Social Finance Report 2017**

Author :Islamic Research and Training Institute - IRTI ★★★★★

Format : eBook

Free

[Download](#)



Name **Financial Inclusion and Household Consumption: Case of Nigeria**

Author :Ousmane Seck, Ismaeel Ibrahim Naiya, Aliyu Dahiru Muhammad ★★★★★

Mencari ide: Durham Centre for Islamic Economics and Finance

- Website: <https://www.dur.ac.uk/dcief/publications/>
- Berisi daftar berbagai macam publikasi buku dan artikel jurnal yang ditulis oleh staf DIFP yang spesifik tentang ekonomi Islam dan keuangan Islam.
- Untuk akses artikel bisa via google scholar atau website perpustakaan.

[Durham Centre for Islamic Economics and Finance](#)[Masters in Islamic Finance](#)[PhD by Research](#)[Durham Islamic Finance Summer School](#)[Kyoto Workshop](#)[Staff](#)[Publications](#)[Visiting Academic Programme](#)[Conferences and Events](#)[Awards and recognition](#)[Contact us](#)

Publications



Staff and the research students at the DIFP have been active in publishing in the field of Islamic finance, banking, management and economics.

Research monographs include: Ahmed El-Ashker and Rodney Wilson, [Islamic Economics: A Short History](#), Brill Academic Publishing, Leiden, 2006.

Rodney Wilson is series editor at the [Edinburgh Guides to Islamic Finance](#) which include a book by Habib Ahmed on Product Development in Islamic Banks (2011).

Mehmet Asutay is editor of Durham Islamic Economics and Finance Series at Edward Elgar Publishing.

Academic Journal: Review of Islamic Economics

Dr Mehmet Asutay, the co-director of DCIEF, is the Managing Editor of the *Review of Islamic Economics*, the leading journal in Islamic economics, banking and finance, now in its eleventh year.



Authored book

- Tolefat, A.K. & Asutay, M. (2013). *Takaful Investment Portfolios: A Study of the Composition of Takaful Funds in the GCC and Malaysia*. London: John Wiley & Sons.
- Ahmed, Habib (2011). *Product Development in Islamic Banks*. Edinburgh: Edinburgh University Press.

Edited book

- Ahmed, H., Asutay, M. & Wilson, R. (2014). *Islamic Banking and Financial Crisis: Reputation, Stability and Risks*. Edinburgh: Edinburgh University Press.
- Ahmed, Habib & Muhammad Sirajul Hoque (2011). [Handbook of Islamic Economics, Vol I. Exploring the Essence of Islamic Economics](#). Islamic Research & Training Institute, Islamic Development Bank Group, Jeddah.

Journal Article

- Belal, A., Abdelsalam, O. & Nizamee, S. (2015). Ethical Reporting in Islami Bank Bangladesh Limited (1983–2010). *Journal of Business Ethics* 129(4): 769-784.
- Abdelsalam, O., Duygun, D., Matallín-Sáez, J.C. & Tortosa-Ausina, E. (2014). Do ethics imply persistence? The case of Islamic and socially responsible funds. *Journal of Banking & Finance* 40: 182-194.
- Abdelsalam, O. & El-Komi, M. (2014). Islamic Finance: An introduction. *Journal of Economic Behaviour and Organization* 103(Supplement): S1-S3.
- Elnahass, M., Izzeldin, M. & Abdelsalam, O. (2014). Loan loss provisions, bank valuations and discretion: A comparative study between conventional and Islamic banks. *Journal of Economic Behavior & Organization* 103(Supplement): S160-S173.
- Abdelsalam, O., Duygun Fethi, M., Matallín, J.C. & Tortosa-Ausina, E. (2014). On the comparative performance of socially responsible and Islamic mutual funds. *Journal of Economic Behavior & Organization* 103: S108-S128.
- Salleh, Murizah O., Jaafar, Aziz & Ebrahim, Muhammed-Shahid (2014). Can an interest-free credit facility be more efficient than a usurious payday loan? *Journal of Economic Behavior and Organization* 103(Supplement): 74-92.

Mencari ide: Islamic Economics Studies - IRTI

- Website: <http://iesjournal.org/english/journalarticles.html>
- Jurnal yang diterbitkan Islamic Research and Training Institute (IRTI), IDB.
- Semua artikel bisa diakses penuh secara langsung dan gratis.

ISLAMIC ECONOMIC STUDIES


[Home](#)
[About Us](#)
[Journal Articles](#)
[Journal Policies](#)
[Contact Us](#)

LIST OF IES JOURNAL PAPERS

Volume	Type	Papers
Vol. 25, No. 2 Shawwal 1438H (July 2017)	Articles	<p> The Looming International Financial Crisis: Can the Introduction of Risk Sharing in the Financial System as Required by Islamic Finance, Play a Positive Role in Reducing its Severity? By M Umer Chapra</p> <p> Determination of Mark-Up Rate under Zero-Interest Financial System: A Microeconomic Approach By Shafi A. Khaled and A. Wahhab Khandker</p> <p> Risk-Sharing Securities: Accelerating Finance for SMEs By Siti Muawanah Lajis</p>
	Events and Reports	Events and Reports
	Abstracts of Articles Published in Dirasat Iqtisadiyah Islamiah	Abstracts of Articles Published in Dirasat Iqtisadiyah Islamiah
	Cumulative Index of Papers	Cumulative Index of Papers
	List of IRTI Publications	List of IRTI Publications
	Full Volume	Full Volume
Vol. 25, Special Issue Rajab 1438H (April 2017)	Articles	<p> Exploring The Potentials of Diaspora Sukuk for OIC Member Countries By Abdou Diaw</p> <p> Is it costly to introduce SRI into Islamic portfolios? By Erragragui Elias</p> <p> From Screening to Compliance Strategies: The Case of Islamic Stock Indices with Application on "MASI" By Ali Kafou and Ahmed Chakir</p> <p> Toward Developing a Model of Stakeholder Trust in Waqf Institutions By Rashedul Hasan and Siti Alawiah Siraj</p> <p> Ethical Banking and Islamic Banking A Comparison of Triodos Bank and Islami Bank Bangladesh Limited By Tariqullah Khan and Amiirah Bint Raffick Nabee Mohamed</p> <p> Corporate Social Responsibility of Islamic Banks in Malaysia: Arising Issues By Wan Noor Hazlina Wan Jusoh and Uzaimah Ibrahim</p>
	Key Points from Conference Communiqué	Key Points from Conference Communiqué
	Cumulative Index of Papers	Cumulative Index of Papers
	Full Volume	Full Volume

Free access top journal

- QJE – editor's choice

<http://qje.oxfordjournals.org/content/by/tag/choice?FIRSTINDEX=0>

- QJE – highly cited papers

http://www.oxfordjournals.org/our_journals/qje/highly_cited_articles_2015.html

Akses jurnal melalui website Perpustakaan Unair:

<http://www.lib.unair.ac.id>

www.lib.unair.ac.id/index.php?lang=id

Library Class Amcor Show Events Calendar @UnairLibrary Repository

PENCARIAN KOLEKSI REPOSITORY & EJOURNAL

Buku OneSearch Repository Website eBooks

eJournal Subscribed / Summon eJurnal Unair

Off Campus? Log in to access full text and more content.

UNIVERSITAS AIRLANGGA
Excellence with Morality

Scopus SpringerLink ProQuest ScienceDirect Summon iGPublishing WILEY ONLINE LIBRARY

Airlangga University Repository JOURNAL OF UNIVERSITAS AIRLANGGA Journal Universitas Airlangga

indonesia oneSearch e-Resources Peputakaan Nasional Republik Indonesia

ProQuest ProQuest EBSCO Research Databases

ScienceDirect Emerald Insight SAGE JOURNAL Online

STOR AHPC The Animal Health & Production Compendium Aquaculture Compendium

SAGE research methods MICROMEDEX FREE DRUG REFERENCE OXFORD ACADEMIC Journals

CAMBRIDGE UNIVERSITY PRESS TRIAL nature

* eJournal Subscribed dapat diakses di Layanan eLibrary & di luar kampus (eproxy)
Akun eproxy menggunakan username : unair , sudah tidak berlaku lagi
daftar akun proxy ke Bagian TI Perpustakaan UA Kampus B
Link tutorial setting proxy --> [klik disini](#)

Membaca dari sumber data
statistik

Laporan Keuangan Publikasi Perbankan Syariah

- Bank Umum Syariah (Neraca, laba/rugi, komitmen & kontinjensi, dll.)

<http://www.bi.go.id/id/publikasi/laporan-keuangan/bank/umum-syariah/Default.aspx>

- Unit Usaha Syariah (Neraca, laba/rugi, komitmen & kontinjensi, distribusi bagi hasil)

<http://www.bi.go.id/id/publikasi/laporan-keuangan/bank/unit-usaha-syariah/Default.aspx>

- BPR Syariah

<http://www.bi.go.id/id/publikasi/laporan-keuangan/bank/bpr-syariah/Default.aspx>



JISDOR (USD-IDR) 02-11-17	Rp 13,562
BI 7-Day RR 19-10-2017	4.25 %
Cadangan Devisa 30-09-17	\$ 129,402 M1
Inflasi IHK (yoy) Okt 2017	3.07 %
Target Inflasi 2017	4% (±1%)
Jadwal Lelang Operasi Pasar Terbuka	

Kalender Publikasi | Info Terbaru | Siaran Pers

November 2017

M	S	R	K	J	S
29	30	31	1	2	3
5	6	7	8	9	10
12	13	14	15	16	17
19	20	21	22	23	24
26	27	28	29	30	1

Selengkapnya

Rilis Berikutnya :

Laporan Survei Konsumen Oktober 2017
06-11-17

Jadwal Rapat Dewan Gubernur ...

Kalender Hari Libur ...

Publikasi

- Jurnal Ekonomi
- ▶ Laporan Tahunan
- Laporan kepada DPR
- ▶ Kebijakan Moneter
- Neraca Pembayaran & Posisi Investasi Internasional Indonesia
- ▶ Perbankan dan Stabilitas Keuangan
- ▶ Sistem Pembayaran
- Ekonomi Keuangan dan Kerjasama Internasional
- ▶ Kajian Ekonomi Regional
- Seri Kebanksentralan
- Working Paper BI
- Occasional Paper
- ▶ Publikasi Lain
- ▶ Survei
- ▶ Laporan Keuangan Publikasi Bank
- ▶ Bank
 - Bank Umum Konvensional
 - Unit Usaha Syariah
 - Bank Umum Syariah



Home > Publikasi > Laporan Keuangan Publikasi Bank > Bank > BPR Syariah

Laporan Keuangan Publikasi Bank

- Bank Konvensional
- Unit Usaha Syariah
- Bank Umum Syariah
- BPR Konvensional
- BPR Syariah

Laporan Keuangan Publikasi Bank Pembiayaan Rakyat Syariah

Provinsi :

Kab/Kota :

Nama BPRS :

Periode :

Laporan :

- Neraca
- Laba Rugi
- Komitmen dan Kontijensi
- KAP dan Informasi Lain
- Sumber dan Penggunaan ZIS
- Sumber dan Penggunaan Qardhul Hasan
- Distribusi Bagi Hasil
- Perubahan Dana Investasi Terikat

Lihat



Statistik Perbankan Syariah

- Publikasi yang menyajikan data perbankan syariah Indonesia. Tersedia data bulanan mulai Juli 2003 sampai sekarang.
- Website: <http://www.ojk.go.id/id/kanal/syariah/data-dan-statistik/statistik-perbankan-syariah/default.aspx>

STATISTIK PERBANKAN SYARIAH

Statistik Perbankan Syariah (SPS) merupakan media publikasi yang menyajikan data perbankan syariah Indonesia. SPS diterbitkan secara bulanan untuk memberikan gambaran perkembangan perbankan syariah di Indonesia secara periodik.

Pemberitahuan:

- Data perbankan terkait kelompok bank syariah berdasarkan kategori Bank Umum Kegiatan Usaha (BUKU) tidak terdapat di SPS namun disajikan di SPI.
- Mulai SPS edisi Desember 2015 ini terdapat perubahan format penyajian data BUS-UUS. Perubahan ini agar selaras dengan perubahan sumber data sebelumnya, yaitu dari Laporan Bulanan Bank Umum Syariah (LBUS) menjadi Laporan Stabilitas Moneter dan Sistem Keuangan (LSMK). Untuk membantu pembaca dalam memahami perubahan ini, maka pada edisi Desember 2015 telah dilengkapi dengan matrikulasi perubahan tabel dan metadata.

[Metadata SPS berdasarkan LSMK 2016](#)

[Matriks Penyempurnaan SPS](#)

- Di samping perubahan format, juga terdapat perubahan susunan tabel sehingga tabel BUS-UUS terletak di tabel 1 – 25. Berikutnya tabel BPRS di tabel 26-47. Semoga perubahan ini dapat memberikan informasi yang lebih menyeluruh kepada stakeholder.

Untuk keterangan lebih lanjut terkait penerbitan Statistik Perbankan Syariah dapat menghubungi:

OTORITAS JASA KEUANGAN

Departemen Perizinan dan Informasi Perbankan
 Deputi Direktur Publikasi dan Administrasi (IDAP)
 Email : konsumen@ojk.go.id
 Address : Menara Radius Prawiro, Jl. MH. Thamrin No. 2
 Telp : (021) 1500 655
 Fax : (021) 386 6032

DATA DAN STATISTIK

[Statistik Perbankan Syariah](#)

[Daftar Efek Syariah](#)

[Data Produk Reksadana Syariah](#)

[Data Produk Obligasi Syariah](#)

[Saham Syariah](#)

[Statistik IKNB Syariah](#)

Judul

[Statistik Perbankan Syariah - Agustus 2017](#)

[Statistik Perbankan Syariah - Juli 2017](#)

Data statistik negara anggota IDB & OKI

- Berisi informasi demografi, makro ekonomi, dan perdagangan negara anggota IDB.
- Website: <https://isdbdata.github.io/monograph2017.html>
- Website OKI: <https://www.oic-oci.org/home/?lan=en>

Islamic Development Bank - Statistical Yearbook - 2017

This is the **37th edition** of the Islamic Development Bank's Statistical Yearbook, previously known as the Statistical Monograph on the Key Socio-Economic Statistics on IDB Member Countries. In this new and improved edition we have sharpened our focus on the most important statistical highlights and trends, while making the full dataset covering more than 200 social, economic and financial indicators for all the 57 IDB member countries.

As in the previous editions, the present publication contains individual country data as well as a number of aggregates. They include the aggregate for all the 57 IDB member countries, aggregates for the four IDB regional groupings (ALA-9, MENA-18, ECA-8, and SSA-22), two aggregates based on the United Nation's classification of the least developed countries (LDMC-25 and Non-LDMC-32), two aggregates (fuel-exporters-18 and non-fuel exporters-39), as well as the global aggregates for all developing countries, all least developed countries, all developed countries, and the world.

We hope that this statistical yearbook will be a useful tool for all those interested in studying social and economic developments in the IDB member countries and for monitoring their progress towards achieving the targets set out under the 2030 Agenda for Sustainable Development.

At a glance

Statistical Yearbook No. 37 (May 2017)	PDF
Fact and Figures (May 2017)	PDF
Pocket Data Card (May 2017)	PDF
Charts and Graphs In Progress	LINK
Country Macro-Economic Statistics In Progress	LINK

Part I: Demographic and Human Development Indicators

Table 1.01a - Total Population - Both Sexes	Excel
Table 1.01b - Youth Population (15-24 years)	Excel
Table 1.02a - Annual Population Growth Rate	Excel
Table 1.02b - Youth population % of total population	Excel
Table 1.03a - Male Population (% of Total)	Excel
Table 1.03b - Female Population (% of Total)	Excel
Table 1.03c - Population - Ages (0-14) (% of Total)	Excel
Table 1.03d - Population - Ages (15-64) (% of Total)	Excel
Table 1.03e - Population - Ages (65+) (% of Total)	Excel

Macrodata open database

Data di International Monetary Fund (IMF)

- Alamat website: <http://data.imf.org>
- Berisi data-data ekonomi makro dengan format time series untuk lebih dari 100 negara di dunia.
- Terdapat katalog data yang berisi daftar data-data yang dapat diakses dan diunduh.

International Financial Statistics (IFS) IMF

The screenshot displays the IMF International Financial Statistics (IFS) website. At the top, the IMF logo and name are visible, along with a welcome message for 'ILMIAWAN AUWALINI' and buttons for 'MY DATA' and 'SIGN OUT'. Below the navigation bar, the main heading reads 'IMF DATA ACCESS TO MACROECONOMIC & FINANCIAL DATA'. The page title is 'International Financial Statistics (IFS)' with a 'Latest Update Date: 10/14/2017' and download/API options. The main navigation includes 'IFS Home', 'Data Tables', 'Metadata', 'Query', 'Archive', and 'About IFS'. A search bar is present with a 'GO' button. A message states: 'To display data please select the desired Time, Country and Indicator on the left. For detailed help documents please use "How to Use Query" in the IMF knowledge repository.' The 'Query' tab is active, showing a 'Filter - Indicator' dialog box. The dialog box contains a search field and a list of indicators, including 'Economic Activity, Oil Production, Crude, Percentage change, Corresponding period', 'Employment, Persons, Number of', and various 'Exchange Rates' categories. The dialog box also has 'Filter...', 'Reset', 'OK', 'Cancel', and 'Apply' buttons. On the left side of the interface, there are sections for 'Columns', 'Rows', and 'Fixed', each with a plus sign and a refresh icon. The 'Columns' section includes 'Time', 'Country', and 'Indicator'. The 'Rows' section includes 'Country' and 'Indicator'. The 'Fixed' section includes 'Base year in a metadata green triangle where applicable.'

Fasilitas Query untuk memilih waktu, negara, dan indicator sesuai kebutuhan peneliti

Fiscal Monitor - IMF

The screenshot displays the IMF Fiscal Monitor interface. At the top, the IMF logo and name are visible, along with navigation links like 'IMF.ORG', 'ELIBRARY', 'BOOKSTORE', 'AREAER', 'DATASETS', 'DATA TOPICS', and 'HELP'. Below this, a blue banner reads 'IMF DATA ACCESS TO MACROECONOMIC & FINANCIAL DATA'. The main heading is 'FISCAL MONITOR', with a 'Latest Update Date: 10/11/2017' and 'API' options. A navigation bar includes 'At a Glance', 'By Country', 'By Indicator', 'Query', 'Documents', 'Reports', 'About', and 'Archive'. A search bar is present with a 'GO' button. The main content area shows a table of data with a 'Filter - Indicator' dialog box open over it. The dialog lists various indicators such as 'Net lending/borrowing (also referred as overall balance) (% of GDP)', 'Primary net lending/borrowing (also referred as primary balance) (%)', 'Cyclically adjusted balance (% of potential GDP)', 'Cyclically adjusted primary balance (% of potential GDP)', 'Revenue (% of GDP)', 'Expenditure (% of GDP)', 'Gross debt (% of GDP)', and 'Net debt (% of GDP)'. The table in the background shows data for various countries from 1992 to 1998. The footer of the page reads 'Advanced Economies Groups'.

INTERNATIONAL MONETARY FUND

IMF.ORG ELIBRARY BOOKSTORE AREAER DATASETS DATA TOPICS HELP

IMF DATA ACCESS TO MACROECONOMIC & FINANCIAL DATA

FISCAL MONITOR Latest Update Date: 10/11/2017

At a Glance By Country By Indicator Query Documents Reports About Archive

Customize your query by changing the selection below

Data view

Net lending/borrowing (also ...

Columns

Time (All)

Rows

Country (All)

Fixed

Indicator (Net lending/...

Filter - Indicator

Net lending/borrowing (also referred as overall balance) (% of GDP)

Primary net lending/borrowing (also referred as primary balance) (%)

Cyclically adjusted balance (% of potential GDP)

Cyclically adjusted primary balance (% of potential GDP)

Revenue (% of GDP)

Expenditure (% of GDP)

Gross debt (% of GDP)

Net debt (% of GDP)

	1992	1993	1994	1995	1996	1997	1998	1999
Italy	10.0	-9.7	-8.8	-7.3	-6.7	-3.0	-3.0	-
Japan	0.5	-2.5	-3.8	-4.3	-4.9	-3.5	-10.2	-
Korea, Rep.				2.3	2.4	2.4	1.2	-
Latvia							-0.6	-
Lithuania				-4.0	-4.2	-1.7	-5.6	-
Luxembourg				2.8	1.7	3.0	3.4	-
Malta								-
Netherlands	-3.9	-2.6	-3.3	-8.6	-1.7	-1.3	-0.9	-
New Zealand	-5.7	-1.4	1.8	3.3	2.3	11	-0.5	-
Norway	-2.1	-1.7	0.0	3.0	6.1	7.4	3.1	-
Portugal	-5.2	-8.1	-7.4	-5.2	-4.7	-3.7	-4.4	-
Singapore	12.9	15.7	20.2	16.1	13.6	18.0	9.3	1
Slovakia				-3.3	-9.7	-6.2	-5.2	-
Slovenia				0.0	0.3	-1.0	-0.7	-
Spain	-4.5	-7.2	-6.6	-7.0	-5.4	-3.9	-3.0	-
Sweden	-8.5	-10.9	-8.8	-7.0	-3.1	-1.6	0.8	-
Switzerland	-3.0	-3.2	-2.6	-1.9	-2.1	-2.4	-1.3	-
United Kingdom	-5.5	-6.8	-5.8	-5.1	-3.6	-1.9	-0.2	-
United States								-

Advanced Economies Groups

Indikator-indikator yang tersedia dalam data Fiscal Monitor

Government Finance Statistics (GFS)

The screenshot shows the IMF Data website interface. At the top, the IMF logo and name are displayed. Below the navigation bar, the main heading is "IMF DATA ACCESS TO MACROECONOMIC & FINANCIAL DATA". The specific page title is "Government Finance Statistics (GFS)", with a "Latest Update Date: 10/21/2017" and a download icon. A navigation menu includes "At a Glance", "By Country", "By Indicator", "Tables", "Query", "Documents", "Videos", "Archive", and "About GFS". A search bar is located to the right of the menu. The main content area lists several GFS datasets, each with a brief description and a download icon:

- Government Finance Statistics (GFS), Main Aggregates and Balances**: This dataset provides an overview of government operations and stock positions, as well as several derived balances. The Statement of Government Operations shows revenue and expense, with their main components, the operating balance and net lending/net borrowing, as well as financing. The Balance sheet shows stock positions assets and liabilities, with their main components, as well as net worth and net financial worth. In addition, data on gross debt and net debt are included.
- Government Finance Statistics (GFS), Revenue**: This dataset provides a comprehensive view of government revenue, including detailed classifications of taxes, social contributions, grants receivable, and other revenue.
- Government Finance Statistics (GFS), Expense**: This dataset provides a comprehensive view of government expense, including detailed classifications of compensation of employees, use of goods and services, consumption of fixed capital, interest payable, subsidies payable, grants payable, social benefits, and other expense.
- Government Finance Statistics (GFS), Expenditure by Function of Government (COFOG)**: This dataset provides a comprehensive view of the functions, or socioeconomic objectives, that government aims to achieve through various kinds of expenditure, comprising detailed classifications of general public service, defense, public order and safety, economic affairs, environment protection, housing and community services, health, recreation, culture and religion, education, and social protection services.
- Government Finance Statistics (GFS), Integrated Balance Sheet (Stock Positions and Flows in Assets and Liabilities)**: This dataset provides a comprehensive view of the integrated balance sheet. In other words, changes between the opening and closing stock positions in assets and liabilities are explained through transactions, holding gains/losses, and other changes in the volume of assets and liabilities. Data on net investment in nonfinancial assets – a component of total expenditure – on its components and related stock positions are provided.
- Government Finance Statistics (GFS), Financial Assets and Liabilities by Counterpart Sector**: This dataset provides an overview of total financial assets and liabilities classified by the sector to which the counterparty claim belongs. The counterpart sectors include nonfinancial corporations, the central bank, deposit taking corporations, other financial corporation sectors, government sectors, international organizations, external financial corporations, external general government, and other external sectors.
- Government Finance Statistics (GFS), Statement of Sources and Uses of Cash**: This dataset provides an overview of government's cash flows, as summarized in the Statement of Sources and Uses of Cash, for those countries compiling GFS on a non-cash basis (for example, an accrual basis) and are also including a cash flow statement.

Data negara-negara Asia - ADB

- Website ADB: <https://www.adb.org/data/statistics>
- Terdapat data untuk negara-negara Asia anggota ADB:
 - Economic Indicators
 - Poverty indicators
 - Statistical Reports

World Development Indicators – World Bank

- Berisi data makro time series dari 217 perekonomian di dunia, termasuk Indonesia.
- Website: <https://data.worldbank.org/products/wdi>

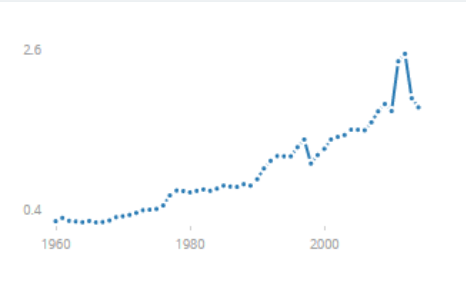
Indonesia Search data e.g. GDP, population, Indonesia

DataBank Microdata Data Catalog

Indonesia

Jump to

CO2 emissions (metric tons per cap... Details



Overall level of statistical capacity (... Details



Graph, map and compare more than 1,000 time series indicators from the World Development Indicators.

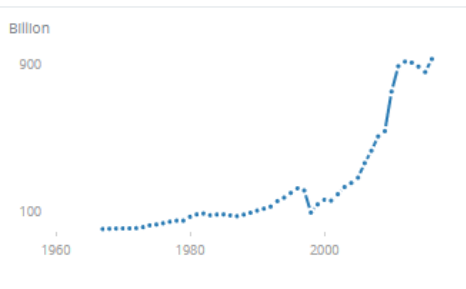
Income level: Lower middle Income

Download [CSV](#) [XML](#) [EXCEL](#)

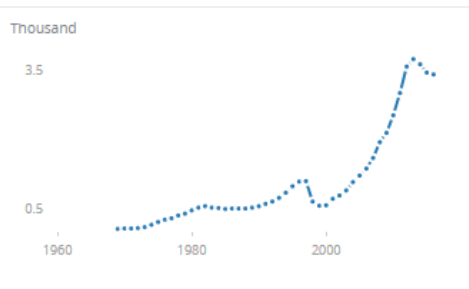
DataBank Online tool for visualization and analysis

Country Profile

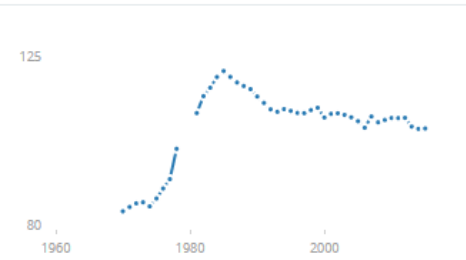
GDP (current US\$) Details



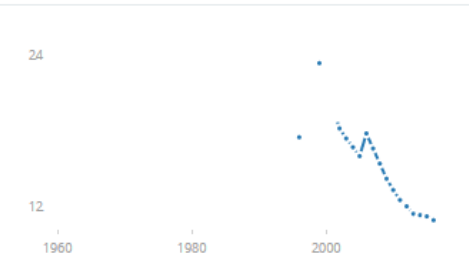
GNI per capita, Atlas method (curre... Details



Gross enrollment ratio, primary, bo... Details



Poverty headcount ratio at nationa... Details



Indo-Dapoer World Bank

- Indo-Dapoer: Indonesia Database for Policy and Economic Research
- Contains relevant economic and social indicators at **the province- and district-level**, which span across four main categories: **fiscal, economic, social and demographic, as well as infrastructure.**
- Website: <https://data.worldbank.org/data-catalog/indonesia-database-for-policy-and-economic-research>

DataBank | Indonesia Database for Polic...

Table Chart Map Metadata Download options

Variables Layout Save Share Embed

Database Available 1 Selected 1

Region Available 546 Selected 0

Enter Keywords for

A B C D E F G H I J K L M N O P R S T W Y

- Aceh Barat Daya, Kab.
- Aceh Barat, Kab.
- Aceh Besar, Kab.
- Aceh Jaya, Kab.
- Aceh Selatan, Kab.
- Aceh Singkil, Kab.
- Aceh Tamiang, Kab.
- Aceh Tengah, Kab.
- Aceh Tenggara, Kab.
- Aceh Timur, Kab.
- Aceh Utara, Kab.
- Adm. Kepulauan Seribu, Kab.
- Agam, Kab.
- Alor, Kab.
- Ambon, Kota
- Asahan, Kab.

Series Available 219 Selected 0

Time Available 39 Selected 0

Preview

Clear Selection | Add Region (0) Add Series (0) Add Time (0)

Please select variables from each of the following dimensions to view a report. You can select from left panel or by clicking the links above.

- Region
- Series
- Time

Apply Changes

The Worldwide Governance Indicators

- **The Worldwide Governance Indicators (WGI) project** reports aggregate and individual governance indicators for over 200 countries and territories over the period 1996–2016.
- Website:
<http://info.worldbank.org/governance/wgi/index.aspx#home>

Worldwide Governance Indicators

HOME INTERACTIVE DATA ACCESS DOCUMENTATION FAQ

The Worldwide Governance Indicators (WGI) project reports aggregate and individual governance indicators for over 200 countries and territories over the period 1996–2016, for six dimensions of governance:

- **Voice and Accountability**
- **Political Stability and Absence of Violence**
- **Government Effectiveness**
- **Regulatory Quality**
- **Rule of Law**
- **Control of Corruption**

These aggregate indicators combine the views of a large number of enterprise, citizen and expert survey respondents in industrial and developing countries. They are based on over 30 individual data sources produced by a variety of survey institutes, think tanks, non-governmental organizations, international organizations, and private sector firms.

- [Interactive data access](#)
- [Description of methodology](#)
- [Download full dataset \(Excel\)](#)
- [Download full dataset \(Stata\)](#)

The WGI are produced by:

[Daniel Kaufmann](#), Natural Resource Governance Institute (NRGI) and Brookings Institution
[Aart Kraay](#), World Bank Development Research Group

Financial support from the Knowledge for Change Program of the World Bank is gratefully acknowledged. The Worldwide Governance Indicators (WGI) are a research dataset summarizing the views on the quality of governance provided by a large number of enterprise, citizen and expert survey respondents in industrial and developing countries. These data are gathered from a number of survey institutes, think tanks, non-governmental organizations, international organizations, and private sector firms. The WGI do not reflect the official views of the Natural Resource Governance Institute, the Brookings Institution, the World Bank, its Executive Directors, or the countries they represent. The WGI are not used by the World Bank Group to allocate resources.

What is Governance?

Governance consists of the traditions and institutions by which authority in a country is exercised. This includes the process by which governments are selected, monitored and replaced; the capacity of the government to effectively formulate and implement sound policies; and the respect of citizens and the state for the institutions that govern economic and social interactions among them.



Data negara-negara ASEAN

- Download data of ASEAN member countries on Trade in Goods, Trade in Services, Foreign Direct Investment (FDI), Tourism, Population, GDP and other indicators.
- Website: <http://www.aseanstats.org/>

Welcome to the Official Website of ASEANstats

Browse our main products and services



Web Database Query (Exportable to excel)

Download data on Trade in Goods, Trade in Services, Foreign Direct Investment (FDI), Tourism, Population and other indicators.

<https://data.aseanstats.org> >



Interactive Data Dashboard (Charts)

Browse interactive data dashboard (charts) on Trade in Goods, Foreign Direct Investment (FDI), Trade in Services and Tourism.

<http://www.aseanstats.org/dashboard> >



Statistical Publication (eBook)

Browse our regular publications (ASEAN Statistical Yearbook, ASEAN Economic Community Chartbook, ASEAN Community in Figures and others).

<http://www.aseanstats.org/ebooks> >



Data Request

If the data you seek is not available on our online database and publication, please submit to us your data request/queries.

<http://www.aseanstats.org/contact-us> >

Data Perdagangan Internasional

UN Comtrade Database

- Free access to detailed global trade data. UN Comtrade is a repository of official international trade statistics and relevant analytical tables.
- Website: <https://comtrade.un.org/>

1. Type of product & Frequency

Type of product

Goods Services

Frequency

Annual Monthly

2. Classification

HS

As reported 92 96 02 07 12

SITC

As reported * Rev. 1 Rev. 2 Rev. 3 Rev. 4

BEC

BEC

3. Select desired data

Periods (year)

✕ 2016

All or a valid period. Up to 5 may be selected.

Reporters

✕ All

All or a valid reporter. Up to 5 may be selected. All may only be used if a partner is selected.

Partners

✕ World

World, All, or a valid reporter. Up to 5 may be selected. All may only be used if a reporter is selected.

Trade flows

✕ All

All or select multiple trade flows.


HS (as reported) commodity codes

✕ TOTAL - Total of all HS commodities

All, Total, AG[X] or a valid code. Up to 20 may be selected. If you know the code number, e.g. 01 - Live animals, type 01. To search by description type a word, e.g. rice.

4. See the results

Preview »

Download CSV 

Issues opening CSV in Excel? [See this Microsoft how-to.](#)

Feedback



Contact us

Trade Statistics Branch
United Nations Statistics Division
Trade in commodities:
comtrade@un.org
Trade in services: tradeserv@un.org

Follow us



Data services

UN Comtrade Labs
Knowledge base
Production web services / API
Comtrade @ UN Data
Premium access
Legacy annual interface
Legacy monthly interface
Sign in
Sign out

New interface

Data extraction API
Bulk data extraction API
Browser support
Release notes
Feedback (general)
Feedback (API specific)
Report a bug

WTO

- Website: https://www.wto.org/english/ress_e/statist_e/statist_e.htm
- Website statistics database WTO:
<http://stat.wto.org/Home/WSDBHome.aspx?Language=E>

- 1 SELECTION
 - ✓ Profile
- 2 VIEW PROFILES
- 3 DOWNLOAD

TECHNICAL NOTES

- Statistics Database
- Statistics gateway
- Contact Statistics
- Contact Tariffs

Home > Resources > Statistics > Statistics database > Tariff profiles

Indonesia

View printable version

Indonesia

Part A.1 Tariffs and imports: Summary and duty ranges

Summary		Total	Ag	Non-Ag	WTO member since	1995
Simple average final bound		37.1	47.1	35.6	Binding coverage:	Total 96.3
Simple average MFN applied	2016	7.9	8.4	7.8		Non-Ag 95.8
Trade weighted average	2015	6.8	7.8	6.7	Ag: Tariff quotas (in %)	1.0
Imports in billion US\$	2015	142.2	15.9	126.3	Ag: Special safeguards (in %)	0.7

Frequency distribution	Duty-free	0 <= 5	5 <= 10	10 <= 15	15 <= 25	25 <= 50	50 <= 100	> 100	NAV
	Tariff lines and import values (in %)								
Agricultural products									
Final bound	0	0	0.6	0	0	87.5	8.6	3.2	0
MFN applied	2016	8.5	77.2	4.5	0.8	4.7	2.3	0.9	1.4
Imports	2015	14.0	63.3	14.4	1.2	2.9	2.9	1.2	10.1
Non-agricultural products									
Final bound	2.8	0	0.0	3.6	0	89.3	0.0	0.0	0
MFN applied	2016	13.4	52.1	16.3	9.0	8.5	0.7	0	0.0
Imports	2015	19.3	51.9	16.2	8.8	2.2	1.6	0	0.0

Part A.2 Tariffs and imports by product groups

Product groups	Final bound duties				MFN applied duties			Imports	
	AVG	Duty-free in %	Max	Binding in %	AVG	Duty-free in %	Max	Share in %	Duty-free in %
Animal products	43.7	0	50	100	7.1	8.2	30	0.6	1.0
Dairy products	74.0	0	210	100	5.5	0	10	0.6	0
Fruit, vegetables, plants	45.6	0	60	100	5.6	5.8	20	1.0	4.3
Coffee, tea	45.3	0	60	100	13.2	0	20	0.3	0
Cereals & preparations	44.8	0	160	100	7.4	9.6	150	3.2	46.6
Oilseeds, fats & oils	39.9	0	60	100	4.5	11.2	10	2.3	0.7
Sugars and confectionery	58.3	0	95	100	7.0	0	20	1.1	0
Beverages & tobacco	81.3	0	150	100	44.2	0	150	0.4	1.3
Cotton	37.4	0	40	100	4.0	20.0	5	0.8	0
Other agricultural products	40.7	0	60	100	4.1	17.2	5	0.9	2.4
Fish & fish products	40.0	0	40	100	6.2	1.4	20	0.2	0.0
Minerals & metals	38.8	0.1	40	97.7	7.0	17.5	30	15.9	8.5
Petroleum	40.0	0	40	100	0.2	95.1	5	15.5	42.2
Chemicals	37.9	0.1	60	96.0	5.4	14.4	150	13.6	7.7
Wood, paper, etc.	39.4	0	40	100	5.2	27.0	25	2.5	22.4
Textiles	26.4	0	40	99.7	10.4	0.9	35	4.8	0.2

Microdata open database

Data census – IPUMS International

- Website: <https://international.ipums.org/international/>
- IPUMS-International is dedicated to collecting and distributing census data from around the world. The project goals are to collect and preserve data and documentation, harmonize data, and disseminate the **harmonized data free of charge**.
- 85 countries – 301 censuses – 672 million person records



IPUMS INTERNATIONAL

IPUMS.ORG | [SELECT DATA](#) | [FAQ](#) | [HELP](#) | [LOGIN](#)

DATA CART

YOUR DATA EXTRACT

0 VARIABLES
0 SAMPLES

SELECT HARMONIZED VARIABLES

HOUSEHOLD ▾ PERSON ▾ A-Z ▾ SEARCH

SELECT
SAMPLES

- HARMONIZED VARIABLES
- SOURCE VARIABLES

[HELP](#)

[DISPLAY OPTIONS](#)

[COUNTRY ABBREVIATIONS](#)




START HERE

SUPPORTED BY: [NATIONAL INSTITUTES OF HEALTH](#), [NATIONAL SCIENCE FOUNDATION](#), [STAT/TRANSFER](#), AND [UNIVERSITY OF MINNESOTA](#)

COPYRIGHT © MINNESOTA POPULATION CENTER, UNIVERSITY OF MINNESOTA.

Database data mikro World Bank

- Website katalog microdata World Bank:
<http://microdata.worldbank.org/index.php/catalog>



The screenshot displays the World Bank Microdata Catalog interface. The browser address bar shows the URL microdata.worldbank.org/index.php/catalog. The page header includes the World Bank logo and navigation links for Home, About, Data, Research, Learning, News, Projects & Operations, Publications, Countries, and Topics. A search bar is located in the top right corner.

The main content area is titled "Data" and features a navigation menu with options: By Country, By Topic, Indicators, Data Catalog, Microdata, Initiatives, What's New, Support, and Products. The "Microdata" option is currently selected.

On the left side, there is a "REFINE LIST" section with several filters:

- Search by Keyword:** Two input fields for "in study description" and "in variable description", with "Search" and "Reset" buttons.
- Filter by Year:** A range selector showing "Show studies conducted between 1890 and 2017".
- Filter by Data Access:** A list of checkboxes for "All", "Open data access", "Direct data access", "Public use data files", "Licensed data files", and "Data available from external repository".
- Filter by Country:** A dropdown menu showing "187" results, with "All" selected and a "View / Select More" link.
- Filter by Collection:** A dropdown menu showing "17" results, with "All" selected and a "View / Select More" link.

The main content area displays the "Central Microdata Catalog" with a "SHARE" button. It shows a search result for "Found 2446 studies out of 2446". The results are sorted by "Country" and show "Showing 1-15 of 2446 studies". The first three results are:

- Demographic and Health Survey 2015**
Afghanistan, 2015-2016
By: Central Statistics Organization (CSO) - Government of Islamic Republic of Afghanistan, Ministry of Public Health
Collection: MEASURE DHS: Demographic and Health Surveys
Created on: Feb 27, 2017 Last modified: May 23, 2017
- World Bank Group Country Survey 2015**
Afghanistan, 2014-2015
By: Public Opinion Research Group - The World Bank Group
Collection: The World Bank Group Country Opinion Survey Program (COS)
Created on: May 31, 2016 Last modified: Jun 01, 2016
- Global Financial Inclusion (Global Findex) Database 2014**
Afghanistan, 2014
By: Development Research Group, Finance and Private Sector Development Unit - World Bank
Collection: Global Financial Inclusion (Global Findex) Database
Created on: Oct 28, 2015 Last modified: Oct 29, 2015 Citations: 1

The fourth result is partially visible:

- Enterprise Survey 2013**
Afghanistan, 2013
By: World Bank
Collection: Enterprise Surveys

A "Help/Feedback" link is located in the bottom right corner of the page.

The Enterprise Surveys (ES) - World Bank

- Enterprise Surveys offers an expansive array of economic data on 131,000 firms in 139 countries.
- Website: <https://www.enterprisesurveys.org/data/survey-datasets>

Data Survei Demografi dan Kesehatan - DHS

- Website DHS: <https://www.dhsprogram.com/data/available-datasets.cfm>
- The Demographic and Health Surveys (DHS) Program has collected, analyzed, and disseminated accurate and representative data on population, health, HIV, and nutrition through **more than 300 surveys in over 90 countries.**
- Indonesia DHS data: 7 phases of DHS → 1987, 1991, 1994, 1997, 2002-2003, 2007, 2012.

Available

Applicable

India 1992-93 ⁽²⁶⁾	Standard DHS	DHS-II	DHS-II	Data Available	Not Collected	Not Collected	Not Applicable
-------------------------------	--------------	--------	--------	--------------------------------	---------------	---------------	----------------

INDONESIA

Survey	Type	Phase	Recode	Survey Datasets	GPS Datasets	HIV/Other Biomarkers Datasets	SPA Datasets
Indonesia 2012	Standard DHS	DHS-VI	DHS-VI	Data Available	Not Collected	Not Collected	Not Applicable
Indonesia 2012 ⁽²⁷⁾	Special	DHS-VI	--	Data Available	Not Collected	Not Yet Available	Not Applicable
Indonesia 2007	Standard DHS	DHS-V	DHS-V	Data Available	Not Collected	Not Collected	Not Applicable
Indonesia 2007 ⁽²⁸⁾	Special	DHS-V	--	Data Available	Not Collected	Not Collected	Not Applicable
Indonesia 2002-03	Standard DHS	DHS-IV	DHS-IV	Data Available	Data Available	Not Collected	Not Applicable
Indonesia 2002-03 ⁽²⁹⁾	Special	DHS-IV	--	Data Available	Not Collected	Not Collected	Not Applicable
Indonesia 1997	Standard DHS	DHS-III	DHS-III	Data Available	Not Collected	Not Collected	Not Applicable
Indonesia 1994	Standard DHS	DHS-III	DHS-III	Data Available	Not Collected	Not Collected	Not Applicable
Indonesia 1991	Standard DHS	DHS-II	DHS-II	Data Available	Not Collected	Not Collected	Not Applicable
Indonesia 1987	Standard DHS	DHS-I	DHS-I	Data Available	Not Collected	Not Collected	Not Applicable

JORDAN

Survey	Type	Phase	Recode	Survey Datasets	GPS Datasets	HIV/Other Biomarkers Datasets	SPA Datasets
Jordan 2012	Standard DHS	DHS-VI	DHS-VI	Data Available	Data Available	Not Yet Available	Not Applicable
Jordan 2009	Interim DHS	DHS-VI	DHS-V	Data Available	Not Collected	Not Collected	Not Applicable
Jordan 2007	Standard DHS	DHS-V	DHS-V	Data Available	Data Available	Not Collected	Not Applicable

Data panel

Data panel Individu & Rumah Tangga di Indonesia

- Data survey mikro (individu & rumah tangga) → The Indonesia Family Life Survey (IFLS) –RAND
- Website: <http://www.rand.org/labor/FLS/IFLS.html>



LABOR AND POPULATION

Family Life Surveys Home

FLS Newsletters

FLS Bibliographies

Malaysian Family Life Surveys

Indonesian Family Life Surveys

IFLS-4 Survey

IFLS-3 Survey

Register and Download Data

IFLS Papers

The Indonesian Crisis: Results from IFLS2/2+

Photos from the IFLS

Data Updates, Tips, and FAQs

Contact Us

Related Links

Guatemalan Survey of Family Health

Matlab Health and Socioeconomic Survey

RAND > Labor & Population > FLS >

The Indonesia Family Life Survey (IFLS)

The Indonesian Family Life Survey (IFLS) is an on-going longitudinal survey in Indonesia. The sample is representative of about 83% of the Indonesian population and contains over 30,000 individuals living in 13 of the 27 provinces in the country. The map below identifies the 13 IFLS provinces in the IFLS.

The Latest from IFLS

Version 1.3 of the IFLS-5 data was added on April 12, 2017. A number of corrections for problems identified by users have been incorporated. In addition, the IFLS-5 dried blood spot data and its user guide are now available, along with additional data for the wave 4 dried blood spot data.



Map of 13 IFLS Provinces in Indonesia

The first wave of the IFLS (IFLS1) was conducted in 1993/94 by RAND in collaboration with Lembaga Demografi, University of Indonesia. IFLS2 and IFLS2+ were conducted in 1997 and 1998, respectively, by RAND in collaboration

Contact Information

If you have comments, questions, or suggestions about the IFLS surveys, please contact us at: ifls-suppl@rand.org.

Quick Links

Study Design

Household Surveys: IFLS1 and IFLS2

Community-Facility Surveys: IFLS1 and IFLS2

IFLS2+

IFLS3

IFLS4

IFLS5

IFLS Project Teams and Funding

IFLS EAST 2012



Contoh ide topik riset ekonomi makro

Bisa mencakup berbagai bidang, moneter (keuangan dan perbankan), perdagangan, development economics, dll.

Studi bisa mencakup level kabupaten/kota, propinsi, nasional, ataupun cross-country (beberapa negara)

Contoh 1:

- Bagaimanakah kerjasama perdagangan antar negara Islam atau negara dengan mayoritas penduduk Islam? → Analisis perdagangan antar negara Islam anggota OKI atau IDB
- Baca publikasi terkait hal tersebut
- Data-data yang bisa diakses:
 - Data negara anggota OKI di website OKI (IOC)
 - Data negara anggota IDB di website IDB
 - Data perdagangan antar negara UNTrade

Contoh 2 – menggali ide dari fenomena di sekitar kita

- Fenomena tahunan → Hari Raya Islam, terutama Idul Fitri yang didahului dengan bulan Ramadhan, di Indonesia sering dikaitkan dengan inflasi.
- Ide penelitian 1: Apakah inflasi dulu atau kah Ramadhan dan Hari Raya dulu?

Menggunakan data time series → bulan yang di tahun tersebut bersamaan dengan Ramadhan & Idul Fitri diberi kode 1, bulan-bulan yang lain diberi kode 0. Kumpulkan data inflasi bulanan. Identifikasi leading variable → Granger Causality test

- Ide penelitian 2: Apakah inflasi hanya terjadi di provinsi dengan penduduk mayoritas Muslim saja atau juga terjadi di provinsi yang mayoritas penduduk non Muslim juga (Bali, NTT, Sulawesi Utara, dll.)

Data Inflasi bulanan per Kabupaten/Kota: <https://data.go.id/dataset/inflasi-bulanan-per-kabupaten-kota>

Contoh 3 – menggali ide dari fenomena di sekitar kita

- Fenomena tahunan → Puasa Ramadhan di Indonesia sering dibarengi dengan pengurangan jam kerja pada beberapa instansi dan perusahaan.
- Ide penelitian: Apakah produktivitas menurun pada bulan Ramadhan?
- Lihat paper Campante, F. and D. Yanagizawa-Drott (2015). "Does Religion Affect Economic Growth and Happiness? Evidence from Ramadan." The Quarterly Journal of Economics **130**(2): 615-658.

Contoh ide topik riset ekonomi mikro

Menggunakan data mikro → data level individu, rumah tangga, atau firm

Analisis perilaku individu, rumah tangga, atau firm → analisis dampaknya terhadap economic outcomes

Beberapa contoh informasi
menarik untuk dianalisis dari data
IFLS 4

DL06. Apa tingkat pendidikan tertinggi yang pernah/sedang diikuti oleh Ibu/Bapak/Sdr ?	SD.....	02
	SMP (SLP/SLTP) UMUM.....	03
	SMP (SLP/SLTP) KEJURUAN	04
	SMU (SMA/SLA/SLTA) UMUM.....	05
	SMK (SMA/SLA/SLTA) KEJURUAN.....	06
	AKADEMI (D1, D2, D3)	60
	UNIVERSITAS (S1)	61
	UNIVERSITAS (S2)	62
	UNIVERSITAS (S3)	63
	KEJAR PAKET A	11
	KEJAR PAKET B	12
	KEJAR PAKET C.....	15
	UNIVERSITAS TERBUKA.....	13
	PESANTREN.....	14
	Sekolah untuk Penyandang Cacat (Fisik/Mental)	17
	MI (MADRASAH IBTIDAIYAH)	72
MTs (MADRASAH TSANAWIYAH)	73	
MA (MADRASAH ALIYAH).....	74	
TAMAN KANAK-KANAK.....	90	
TIDAK TAHU	98	
LAINNYA:	95	

- Perbedaan labour market outcome (upah) pada lulusan sekolah umum vs. lulusan sekolah berbasis agama

KW01a.	Apakah status perkawinan Ibu/Bapak/Sdr saat ini?	Belum Kawin.....	1 → SEKSI MG
		Hidup bersama.....	2
		Menikah formal melalui Catatan Sipil/KUA	3
		Menikah formal menurut hukum agama (Nikah Siri).....	4
		Menikah formal menurut hukum adat	5
		Berpisah.....	6
		Cerai Hidup.....	7
		Cerai Mati.....	8

KW02n.	Apa tingkat pendidikan tertinggi yang pernah/sedang diikuti oleh pasangan Ibu/Bapak/Sdr?	SD	02
		SMP (SLP/SLTP) UMUM	03
		SMP (SLP/SLTP) KEJURUAN	04
		SMU (SMA/SLA/SLTA) UMUM	05
		SMK (SMA/SLA/SLTA) KEJURUAN	06
		AKADEMI (D1, D2, D3)	60
		UNIVERSITAS (S1).....	61
		UNIVERSITAS (S2).....	62
		UNIVERSITAS (S3).....	63
		KEJAR PAKET A.....	11
		KEJAR PAKET B.....	12
		KEJAR PAKET C	15
		UNIVERSITAS TERBUKA	13
		PESANTREN	14
		Sekolah untuk Penyandang Cacat (Fisik/Mental) ...	17
		MI (MADRASAH IBTIDAIYAH).....	72
		MTs (MADRASAH TSANAWIYAH).....	73
MA (MADRASAH ALIYAH)	74		
TAMAN KANAK-KANAK	90		
TIDAK TAHU	98		
LAINNYA:	95		

<p>KW12a. Apakah bentuk mas kawin pada perkawinan Ibu/bapak/Sdr yang sekarang/terakhir ?</p> <p>(JAWABAN BOLEH LEBIH DARI SATU)</p>	<p>TIDAK ADA.....W →KW13a</p> <p>Perlengkapan SholatA</p> <p>UangB</p> <p>TanahC</p> <p>Gedung/rumahD</p> <p>Perhiasan.....E</p> <p>Pakaian lengkapG</p> <p>Makanan.....H</p> <p>Perlengkapan rumah tangga.....I</p> <p>Kitab suciK</p> <p>Perlengkapan kecantikanL</p> <p>TernakM</p> <p>LainnyaV</p>
--	--

SEKSI TR (RASA SALING PERCAYA)

Berikutnya kami ingin mengajukan beberapa pertanyaan yang berkaitan dengan keagamaan.

<p>TR11. Menurut Ibu/Bapak/Sdr , seberapa taatkah Ibu/Bapak/Sdr dalam beragama?</p>	<p>Sangat taat.....1 Taat.....2 Agak taat.....3 Tidak taat4 MENOLAK MENJAWAB7</p>
<p>TR12. Apa agama Ibu/Bapak/Sdr?</p>	<p>TIDAK BERLAKU.....96→TR23 Konghucu.....06→TR21 Budha.....05→TR19 Hindu.....04→TR17 Protestan.....03→TR15 Katolik.....02→TR15 Islam.....01</p>
<p>TR13. Berapa kali Ibu/Bapak/Sdr shalat/sembahyang dalam sehari?</p>	<p>□□ kali1 Tidak setiap hari.....2 Tidak melakukan.....3 MENOLAK MENJAWAB7</p>
<p>TR14. Apakah Ibu/Bapak/Sdr hanya memakan/minum makanan/minuman yang halal?</p>	<p>Tidak3 Ya.....1 → TR23</p>
<p>TR15. Berapa kali Ibu/Bapak/Sdr berdoa setiap hari?</p>	<p>Setiap kali melakukan kegiatan.....1 Pagi dan malam2 Sekali sehari.....3 Kadang-kadang.....4 Tidak melakukan.....5 MENOLAK MENJAWAB7</p>
<p>TR16. Apakah Ibu/Bapak/Sdr aktif melakukan kegiatan keagamaan seperti kebaktian, persekutuan doa, dsb?</p>	<p>Tidak3 Ya.....1 → TR23</p>
<p>TR17. Apakah Ibu/Bapak/Sdr melakukan risadya/meditasi/yoga/sembahyang ke pura/sanggah/merajan/candi?</p>	<p>Setiap hari.....1 Pada saat kajeng kliwon/pumama/tilem.....2 Pada saat hari-hari penting.....3 Tidak melakukan.....4 Kadang-kadang (tidak tentu).....6 MENOLAK MENJAWAB7</p>
<p>TR18. Apakah Ibu/Bapak/Sdr melakukan pantangan makan tertentu karena alasan keagamaan untuk perkembangan spiritual?</p>	<p>Ya, vegetarian/mutih1 Ya, tidak makan hewan kecuali ikan dan telur2 Ya, tidak makan daging merah.....3 Ya, Tidak makan daging sapi.....4 Ya, lainnya5 Tidak melakukan.....6 → TR23</p>

TR19. Apakah Ibu/Bapak/Sdr melakukan puja mantra/meditasi/ke Vihara/doa di rumah?	Setiap hari1 Setiap minggu/tanggal 1 atau 15 tiap bulan berdasarkan penanggalan Cina.....2 Tidak melakukan3 Kadang-kadang (tidak tentu)6 MENOLAK MENJAWAB7
TR20. Apakah Ibu/Bapak/Sdr vegetarian?	Tidak3 Ya.....1 → TR23
TR21. Apakah Ibu/Bapak/Sdr melakukan doa/ritual?	Setiap hari1 Setiap minggu2 Tidak melakukan3 Kadang-kadang (tidak tentu)6 MENOLAK MENJAWAB7
TR22. Apakah Ibu/Bapak/Sdr melakukan upaya2 perbaikan diri/berbakti dan mengikuti ajaran agama?	Tidak3 Ya.....1
TR23. Dengan memperhatikan keanekaragaman aliran kepercayaan/agama yang ada saat ini, Ibu/Bapak/Sdr lebih mempercayai orang dari aliran kepercayaan/agama yang sama dengan Ibu/Bapak/Sdr?	Sangat setuju1 Setuju2 Tidak setuju3 Sangat tidak setuju4
TR24. Bagaimana pendapat Ibu/Bapak/Sdr jika ada penduduk berbeda aliran kepercayaan/agama tinggal di desa ini?	Sangat keberatan1 Keberatan.....2 Tidak keberatan.....3 Sangat tidak keberatan4
TR25. Bagaimana pendapat Ibu/Bapak/Sdr jika ada tetangga berbeda aliran kepercayaan/agama tinggal di dekat rumah Ibu/Bapak/Sdr?	Sangat keberatan1 Keberatan.....2 Tidak keberatan.....3 Sangat tidak keberatan4
TR26. Bagaimana pendapat Ibu/Bapak/Sdr jika ada penduduk berbeda aliran kepercayaan/agama yang tinggal atau kos di rumah ini?	Sangat keberatan1 Keberatan.....2 Tidak keberatan.....3 Sangat tidak keberatan4
TR27. Bagaimana pendapat Ibu/Bapak/Sdr jika salah satu saudara (termasuk anak) menikah dengan pasangan yang berbeda aliran kepercayaan/agama ?	Sangat keberatan1 Keberatan.....2 Tidak keberatan.....3 Sangat tidak keberatan4
TR28 Apakah Ibu/Bapak/Sdr akan berkeberatan jika ada pemeluk aliran kepercayaan/agama lain membangun rumah ibadat di desa/kelurahan Ibu/Bapak/Sdr?	Tidak keberatan sama sekali.....1 Tidak keberatan.....2 Kurang bisa menerima3 Tidak bisa menerima sama sekali4

SEKSI TR (RASA SALING PERCAYA)

TR29. Seberapa penting aliran kepercayaan/agama yang dianut oleh seorang kandidat dalam menentukan pilihan Ibu/Bapak/Sdr dalam pemilihan umum atau pilkada?	Sangat lebih mungkin untuk memilihnya 1 Agak lebih mungkin untuk memilihnya 2 Tidak pengaruh 3 Agak lebih tidak mungkin untuk memilihnya..... 4 Sangat lebih tidak mungkin untuk memilihnya 5
TR30. Seberapa penting ketaatan beragama seseorang kandidat dalam menentukan pilihan Ibu/Bapak/Sdr dalam pemilihan umum atau pilkada?	Sangat lebih mungkin untuk memilihnya 1 Agak lebih mungkin untuk memilihnya 2 Tidak pengaruh 3 Agak lebih tidak mungkin untuk memilihnya..... 4 Sangat lebih tidak mungkin untuk memilihnya 5

Data pengeluaran level Rumah Tangga

SEKSI KS (KONSUMSI)

Sekarang kami ingin menanyakan berapa banyak uang yang dikeluarkan oleh semua anggota rumah tangga ini untuk bahan bukan pangan selama satu tahun terakhir untuk semua ART.

JENIS BAHAN BUKAN PANGAN (KS3TYPE)	KS08.	KS09a.
	Berapa pengeluaran untuk [...] oleh semua anggota rumah tangga selama satu tahun terakhir, yaitu sejak bulan [...] satu tahun yang lalu ?	Kira-kira berapa total nilai [...] yang dikonsumsi oleh semua anggota rumah tangga ini yang berasal dari hasil usaha sendiri atau diterima dari sumber lain selama satu tahun terakhir ?
A. Pakaian untuk anak-anak dan orang dewasa Mencakup sepatu, topi, kemeja, celana, pakaian anak-anak , pria dan wanita, dan sejenisnya	____ . ____ . ____ Rp.	____ . ____ . ____ Rp.
B. Perlengkapan dan peralatan rumah tangga Mencakup meja, kursi,peralatan dapur, spre, handuk dan sejenisnya	____ . ____ . ____ Rp.	____ . ____ . ____ Rp.
C. Biaya kesehatan Mencakup biaya rumah sakit, Puskesmas, dokter praktek, dukun, obat-obatan dan lainnya	____ . ____ . ____ Rp.	____ . ____ . ____ Rp.
D. Upacara ritual sumbangan dan hadiah Mencakup pernikahan, sunatan,Zakat,sedekah, kado dan sejenisnya	____ . ____ . ____ Rp.	____ . ____ . ____ Rp.
E. Pajak-pajak Mencakup PBB (pajak untuk rumah dan tanah), PPh (pajak penghasilan), PPn (pajak penjualan), pajak kendaraan dan sejenisnya	____ . ____ . ____ Rp.	
F. Pengeluaran lain yang belum termasuk diatas Mencakup pembelian mobil, rumah, televisi, Handphone, tempat tidur, ternak dan sejenisnya	____ . ____ . ____ Rp.	____ . ____ . ____ Rp.
G. Nilai bahan bukan pangan yang diberikan kadang-kadang (kurang dari 12 kali dalam setahun) kepada orang/pihak lain diluar rumah tangga	____ . ____ . ____ Rp.	

SECTION G : SAVING AND BORROWING

Now, we want to ask about saving and borrowing habit in this village.

(GTYPE)	G3a.	G3b.	G3c.	
	Is there [...] in or outside this village where people go to, to borrow and save money?	How many kilometers is it from the community center to this institution?	What types of services are available at this institution [...]	
1. Bank BRI (<i>Bank Rakyat Indonesia</i>)	1. In the village → G3c 3. Outside the village 6. N/A ↓ 8. DON'T KNOW ↓	1. . . . Km 3. Very far 8. DON'T KNOW	A. Savings account B. Checking account C. Deposit certificate D. Letter of credit E. Business loan	F. Vehicle loan G. House loan H. Personal loan (education, health) I. Health/life insurance J. Micro credit Y. DON'T KNOW
2. People Credit Bank (<i>BPR</i>)	1. In the village → G3c 3. Outside the village 6. N/A ↓ 8. DON'T KNOW ↓	1. . . . Km 3. Very far 8. DON'T KNOW	A. Savings account B. Checking account C. Deposit certificate D. Letter of credit E. Business loan	F. Vehicle loan G. House loan H. Personal loan (education, health) I. Health/life insurance J. Micro credit Y. DON'T KNOW
3. Village Credit Institution (<i>LKD</i>)	1. In the village → G3c 3. Outside the village 6. N/A ↓ 8. DON'T KNOW ↓	1. . . . Km 3. Very far 8. DON'T KNOW	A. Savings account B. Checking account C. Deposit certificate D. Letter of credit E. Business loan	F. Vehicle loan G. House loan H. Personal loan (education, health) I. Health/life insurance J. Micro credit Y. DON'T KNOW
4. Village Unit Cooperative (<i>KUD</i>)	1. In the village → G3c 3. Outside the village 6. N/A ↓ 8. DON'T KNOW ↓	1. . . . Km 3. Very far 8. DON'T KNOW	A. Savings account B. Checking account C. Deposit certificate D. Letter of credit E. Business loan	F. Vehicle loan G. House loan H. Personal loan (education, health) I. Health/life insurance J. Micro credit Y. DON'T KNOW
5. Other Formal Cooperative (THE MAIN ONE)	1. In the village → G3c 3. Outside the village 6. N/A ↓ 8. DON'T KNOW ↓	1. . . . Km 3. Very far 8. DON'T KNOW	A. Savings account B. Checking account C. Deposit certificate D. Letter of credit E. Business loan	F. Vehicle loan G. House loan H. Personal loan (education, health) I. Health/life insurance J. Micro credit Y. DON'T KNOW
6. State/private bank (THE MAIN ONE)	1. In the village → G3c 3. Outside the village 6. N/A ↓ 8. DON'T KNOW ↓	1. . . . Km 3. Very far 8. DON'T KNOW	A. Savings account B. Checking account C. Deposit certificate D. Letter of credit E. Business loan	F. Vehicle loan G. House loan H. Personal loan (education, health) I. Health/life insurance J. Micro credit Y. DON'T KNOW
7. Baitul Maal Wat Tamwil (<i>BMT</i>)	1. In the village → G3c 3. Outside the village 6. N/A ↓ 8. DON'T KNOW ↓	1. . . . Km 3. Very far 8. DON'T KNOW	A. Savings account B. Checking account C. Deposit certificate D. Letter of credit E. Business loan	F. Vehicle loan G. House loan H. Personal loan (education, health) I. Health/life insurance J. Micro credit Y. DON'T KNOW

IFLS 5

SECTION TR:TRUST

TR11.	How religious are you?	1. Very religious 2. Religious 3. Somewhat religious 4. Not religious 7. REFUSED
TR12.	What is your religion?	2. Catholic →TR15 3. Protestant → TR15 4. Hindu →TR17 5. Budha →TR19 6. Konghucu→TR21 96. NOT APPLICABLE→TR23 1. Islam
TR12a.	Which Islamic tradition do you feel closest to?	1. Nahdlatul Ulama (NU) 2. Muhammadiyah 95. Others, please mention:
TR13.	How many times do you pray each day?	1 times..... 1 Not every day 2 Do not practice 3 REFUSED 7
TR14a.	Did you attend/participate in <i>pengajian/ taklim/ ceramah</i> (prayer/religious meetings) in the past 12 months?	1. Yes, more than once a week. 2. Yes, at least once a week. 3. Yes, at least once a month. 4. Yes, less than once a month. 5. No 7. REFUSED → TR 23
TR15.	How often do you pray/read the bible?	Before each activities 1 Morning and evening 2 Once a day 3 Sometimes 4 Do not practice 5 REFUSED 7
TR16a.	Do you actively participate in religious activities such as prayer fellowship, etc in the past 12 months?	1. Yes, more than once a week. 2. Yes, at least once a week. 3. Yes, at least once a month. 4. Yes, less than once a month. 5. No 7. REFUSED → TR 23
TR17.	Do you practice <i>risadya/meditation/ yoga/</i> or pray in <i>pura /sanggah/merajan/candi</i> ?	Every day 1 During <i>kajeng kliwon/full moon/tilem</i> 2 On holy days 3 Don't practice 4 Sometimes 6 REFUSED 7

TR18.	Do you observe a certain diet for spiritual reason?	Yes, vegetarian/mutih 1 Yes, don't eat animals except fish 2 Yes, don't eat red meat 3 Yes, don't eat beef 4 Yes, other dietary restriction 5 No dietary restriction 6 →TR23
TR19.	Do you practice puja mantra/meditation/ to Vihara/ or in temple?	Every day 1 Every week/every 1st or 15th of the month 2 According to Chinese calendar 2 Don't practice 3 Sometimes 6 REFUSED 7
TR20.	Are you a vegetarian?	No 3 Yes 1
TR21.	Do you pray/perform rituals?	Every day 1 Every week 2 No 3 Sometimes 6 REFUSED 7 →TR23
TR22.	Do you practice individual development according to your faith?	No 3 Yes 1
TR23.	Taking into account the diversity of religions in the village, I trust people with the same religion as mine more.	Strongly agree 1 Agree 2 Disagree 3 Strongly disagree 4
TR24.	How do you feel if someone with different faith from you live in your village?	Strongly objected 1 Objected 2 No objection 3 No objection at all 4
TR25.	How do you feel if someone with different faith from you live in your neighborhood?	Strongly objected 1 Objected 2 No objection 3 No objection at all 4
TR26.	How do you feel if someone with different faith from you rent a room from you?	Strongly objected 1 Objected 2 No objection 3 No objection at all 4
TR27.	How do you feel if someone with different faith from you marry one of your close relatives or children?	Strongly objected 1 Objected 2 No objection 3 No objection at all 4

SECTION TR:TRUST

TR28.	What do you think if people who have different faith from you build a house of worship in your community?	Strongly objected 1 Objected 2 No objection 3 No objection at all 4
TR29a.	In an election, having a candidate with the same religion as yours makes it [...] to vote for him/her.	Very likely 1 Somewhat likely 2 Neither more or less likely 3 Somewhat unlikely 4 Very unlikely 5
TR30a.	In an election, if the candidates have <u>the same religion as yours</u> , how important is the religiosity of a candidate in influencing your decision to vote for him / her? A more religious candidate makes it [...] to vote for him/her.	Very likely 1 Somewhat likely 2 Neither more or less likely 3 Somewhat unlikely 4 Very unlikely 5
TR30b.	In an election, if the candidates have <u>a different religion than yours</u> , how important is the religiosity of a candidate in influencing your decision to vote for him/her? A more religious candidate makes it [...] to vote for him/her.	Very likely 1 Somewhat likely 2 Neither more or less likely 3 Somewhat unlikely 4 Very unlikely 5

Materi bisa di-download di: